




Programming blackweb remote

Blackweb remote can control up to 6 devices and is remarkably easy to set up.

Start Program mode **STEP**

1. Press and hold the **PROGRAM** button until the  button lights up red.
2. The  button's red indicator light remains on.

01



STEP

02

Select Device

Select the device you want to program from the Device Categories:



STEP


03

Enter the Code



Enter the 4-digit code from the included list from directutor.com for the category and brand of your device.

The  button's red indicator light shuts off if a valid code was entered.

If the  button's red indicator light is still on that means an incorrect code was entered. In that case, check the list again and re-enter the code.

directutor.com